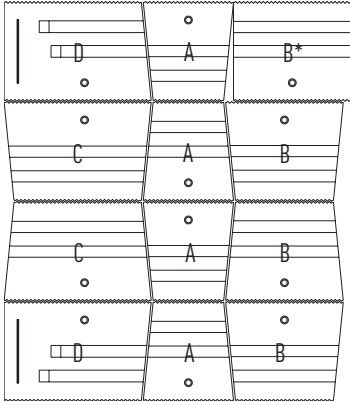





Pallet Overview



Specifications per pallet

	Imperial	Metric
** Cubing	24 ft ²	(2.23 m ²)
Weight	2 350 lb	(1 066 kg)
Number of rows = 8	3 ft ² / row	(0.28 m ²) / row

	Units dimensions	in	(mm)	Units / pallet
				
A		Height	2.95 (75)	32 units
		Depth	9.84 (250)	
		Width 1	9.05 (230)	
		Width 2	7 (180)	
B		Height	2.95 (75)	24 units
		Depth	9.84 (250)	
		Width 1	11.80 (300)	
		Width 2	9.84 (250)	
B*		Height	2.95 (75)	8 units*
		Depth	9.84 (250)	
		Width 1	11.80 (300)	
		Width 2	11.80 (300)	
C		Height	2.95 (75)	16 units
		Depth	9.84 (250)	
		Width 1	14.76 (375)	
		Width 2	12.8 (325)	
D		Height	2.95 (75)	16 units
		Depth	9.84 (250)	
		Width 1	14.76 (375)	
		Width 2	13.78 (350)	

Notes

PATENT CND 2,114,677
US 5,528,873

***B** units: can be used as regular or vertical units.


D units: a pallet contains: 8 left and 8 right corner units.

Compatible Caps: Aged, Prima, Neptune, Niagara & Antique Step 14", Muro Cap and Escala Cap.


**** When building a doubled-sided wall and/or using the corner unit as corners, the square footage covered per pallet will vary.**

See p. 79 for the Mini-Creta Plus Installation Guide and other design patterns.


Pattern design (See p.81-84 for more pattern designs.)



MINI-CRETA PLUS 3" - LINEAR PATTERN



MINI-CRETA PLUS 3" - WITH VERTICAL UNITS



MINI-CRETA PLUS 3" & 6"



